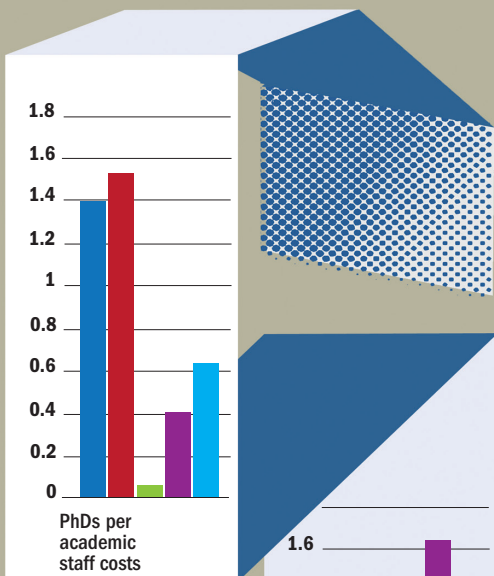
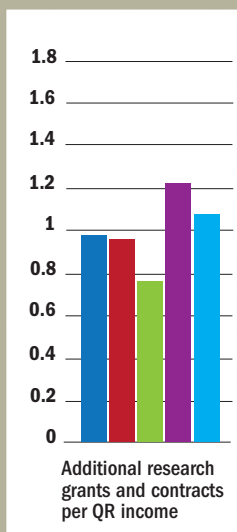
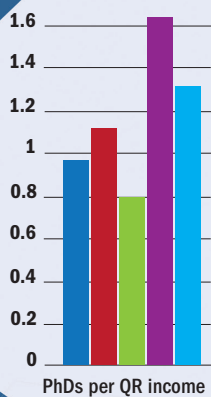


# MISSIONS ACCOMPLISHED? RESEARCH SUCCESSES COMPARED



Research performance indicators by mission group  
1 = sector average



Data do not take into account changes in mission group membership set to take place next month. The measure of academic staff costs takes no account of the varying relative levels of resources spent on research and teaching.

- Russell Group
- 1994 Group
- Guild HE
- Million+
- University Alliance